








Product	190 Standard Entrances Narrow Stile	350 Standard Entrances Medium Stile	500 Standard Entrances Wide Stile	
Catalog Section	Entrances	Entrances	Entrances	
Typical Detail				
Sightline	2-1/8"	3-1/2"	5"	
Depth	1-3/4"	1-3/4"	1-3/4"	
Applications	Moderate Traffic	Moderate to High Traffic	High Traffic	
Infill Options	Up to 1"	Up to 1"	Up to 1"	
Cross Rails/Muntins	Yes	Yes	Yes	
Thermal	No	No	No	
2 Color Option	No	No	No	
Product Description	190 narrow stile entrance door offers a slim appearance, features dual-moment corner construction and is designed for applications such as offices, stores and apartment buildings.	350 medium stile entrance door offers a rugged appearance features dual-moment corner construction and is designed for schools, institutions, and other high traffic conditions.	500 wide stile entrance door features dual-moment corner construction, and it creates a monumental visual appearance for banks, libraries or buildings experiencing the heaviest traffic conditions.	
Testing for Protective Glazing	—	—	—	
Performance Class/Rating	—	—	—	
Performance Test Standards	ASTM E283 Dual Moment Corner	ASTM E283 Dual Moment Corner	ASTM E283 Dual Moment Corner	





Laws and building and safety codes governing the design and use of Kawneer products, such as glazed entrance, window, and curtain wall products, vary widely. Kawneer does not control the selection of product configurations, operating hardware, or glazing materials, and assumes no responsibility therefor.

Kawneer reserves the right to change configuration without prior notice when deemed necessary for product improvement.
© 2014, Kawneer Company, Inc.

Product	350 Heavy Wall® Entrances	500 Heavy Wall® Entrances	350 Tuffline® Entrances	500 Tuffline® Entrances
Catalog Section	Entrances	Entrances	Entrances	Entrances
Typical Detail				
Sightline	3-1/2"	5"	3-1/2"	5"
Depth	2"	2"	2"	2"
Applications	High Traffic	High Traffic	High Traffic High Abuse	High Traffic High Abuse
Infill Options	Up to 1"	Up to 1"	Up to 1"	Up to 1"
Cross Rails/Muntins	Yes	Yes	Yes	Yes
Thermal	No	No	No	No
2 Color Option	No	No	No	No
Product Description	A medium stile heavy duty door and door frame with increased wall thickness to provide greater durability in heavy traffic areas.	500 Heavy Wall® offers the same performance features as the 350 except in a wide stile design.	A medium stile heavy duty door and door frame with hardware package for high abuse applications. Ideal for schools, universities, sports stadiums and other high traffic, high abuse areas.	500 Tuffline® offers the same performance features as the 350 Tuffline® except in a wide stile design.
Testing for Protective Glazing	—	—	—	—
Performance Class/Rating	—	—	—	—
Performance Test Standards	ASTM E283 Dual Moment Corner	ASTM E283 Dual Moment Corner	ASTM E283 Dual Moment Corner	Dual Moment Corner


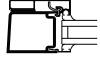
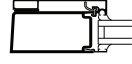

Laws and building and safety codes governing the design and use of Kawneer products, such as glazed entrance, window, and curtain wall products, vary widely. Kawneer does not control the selection of product configurations, operating hardware, or glazing materials, and assumes no responsibility therefor.

Kawneer reserves the right to change configuration without prior notice when deemed necessary for product improvement.
© 2014, Kawneer Company, Inc.

Product	250T Insulpour® Thermal Entrances	350T Insulpour® Thermal Entrances	500T Insulpour® Thermal Entrances	AA®250 Thermal Entrances
Catalog Section	Entrances	Entrances	Entrances	Entrances
Typical Detail				
Sightline	2-1/2"	3-1/2"	5"	2-1/2"
Depth	2-1/4"	2-1/4"	2-1/4"	2-1/4"
Applications	Moderate Traffic	Moderate to High Traffic	High Traffic	Moderate Traffic
Infill Options	1"	1"	1"	1"
Cross Rails/Muntins	Cross Rails	Cross Rails	Cross Rails	Yes
Thermal	Yes	Yes	Yes	Yes
2 Color Option	Yes	Yes	Yes	Yes
Product Description	250T is a thermally broken entrance system, both door and door frame are thermally broken. The door features the dual-moment corner construction and is engineered for use with Kawneer's Trifab® VersaGlaze® 451T, 451UT, 601T, and 601UT framing system.	350T offers the same performance features as the 250T except in a medium stile design.	500T offers the same performance features as the 250T except in a wide stile design.	AA®250 is a thermally broken entrance system, both door and door frame are thermally broken. The door features the dual-moment corner construction and is engineered for use with Kawneer's Trifab® VersaGlaze® 451T framing system.
Testing for Protective Glazing	—	Small Missile Large Missile Blast Mitigation	Small Missile Large Missile Blast Mitigation	Large Missile
Performance Class/Rating	—	+/- 70 PSF Max.	+/- 70 PSF Max.	+/- 45 PSF
Performance Test Standards	AAMA 507 AAMA 925 AAMA 1503 ASTM E90 ASTM E283 ASTM E330 ASTM E331 NFRC 100/200/500	AAMA 507 AAMA 925 AAMA 1503 ASTM E90 ASTM E283 ASTM E330 ASTM E331 ASTM E1886 ASTM E1996 ASTM F2927 GSA T501-2003 NFRC 100/200/500 UFC 4-010-01	AAMA 507 AAMA 925 AAMA 1503 ASTM E90 ASTM E283 ASTM E330 ASTM E331 ASTM E1886 ASTM E1996 ASTM F2927 GSA T501-2003 NFRC 100/200/500 UFC 4-010-01	AAMA 925 AAMA 1304 ASTM E283 ASTM E330 ASTM E331 ASTM E1886 ASTM E1996


Laws and building and safety codes governing the design and use of Kawneer products, such as glazed entrance, window, and curtain wall products, vary widely. Kawneer does not control the selection of product configurations, operating hardware, or glazing materials, and assumes no responsibility therefor.

Kawneer reserves the right to change configuration without prior notice when deemed necessary for product improvement.
© 2014, Kawneer Company, Inc.

Product	AA®425 Thermal Entrances	260 Insulclad® Thermal Entrances	360 Insulclad® Thermal Entrances	560 Insulclad® Thermal Entrances
Catalog Section	Entrances	Entrances	Entrances	Entrances
Typical Detail				
Sightline	4-1/4"	2-11/16"	4-1/16"	5-9/16"
Depth	2-1/4"	2-1/4"	2-1/4"	2-1/4"
Applications	Moderate Traffic	Moderate Traffic Thermal	Moderate Traffic	Moderate Traffic
Infill Options	1"	1"	1"	1"
Cross Rails/Muntins	Yes	Yes	Yes	Yes
Thermal	Yes	Extruded PVC / VHB Acrylic Foam Tape	Extruded PVC / VHB Acrylic Foam Tape	Extruded PVC / VHB Acrylic Foam Tape
2 Color Option	Yes	Yes	Yes	Yes
Product Description	AA®425 offers the same performance features as the AA®250 except in a wide stile design.	260 Insulclad® is a complete package of thermally broken door and door frame. Features dual-moment corner construction and is engineered for use with Kawneer's Trifab® VersaGlaze® 451T Framing System and 1600 Wall Systems.	360 Insulclad® offers the same performance features as the 260 Insulclad® except in a medium stile design.	560 Insulclad® offers the same performance features as the 260 Insulclad® except in a wide stile design.
Testing for Protective Glazing	Large Missile Blast Mitigation	—	—	—
Performance Class/Rating	+/- 50 PSF	—	—	—
Performance Test Standards	AAMA 925 AAMA 1304 ASTM E283 ASTM E330 ASTM E331 ASTM E1886 ASTM E1996	AAMA 507 ASTM E283 Dual Moment Corner NFRC 100/200/500	AAMA 507 ASTM E283 Dual Moment Corner NFRC 100/200/500	AAMA 507 ASTM E283 Dual Moment Corner NFRC 100/200/500





Laws and building and safety codes governing the design and use of Kawneer products, such as glazed entrance, window, and curtain wall products, vary widely. Kawneer does not control the selection of product configurations, operating hardware, or glazing materials, and assumes no responsibility therefor.

Kawneer reserves the right to change configuration without prior notice when deemed necessary for product improvement.
© 2014, Kawneer Company, Inc.

Product	Flushline® Entrances			
Catalog Section	Entrances			
Typical Detail				
Sightline	N/A			
Depth	1-3/4"			
Applications	Moderate to High Traffic, Impact Areas			
Infill Options	1/4" or 1"			
Cross Rails/Muntins	No			
Thermal	No			
2 Color Option	Yes			
Product Description	A urethane foam-filled door with aluminum or FRP face sheet designs in various interior and exterior applications such as schools and manufacturing facilities.			
Testing for Protective Glazing	Small Missile Large Missile Blast Mitigation			
Performance Class/Rating	+/- 75 PSF Max.			
Performance Test Standards	AAMA 507 AAMA 1503 ASTM E90 ASTM E283 ASTM E330 ASTM E331 ASTM E1886 ASTM E1996 ASTM F2927 GSA T501-2003 NFRC 100/200/500 UFC 4-010-01			

Laws and building and safety codes governing the design and use of Kawneer products, such as glazed entrance, window, and curtain wall products, vary widely. Kawneer does not control the selection of product configurations, operating hardware, or glazing materials, and assumes no responsibility therefor.




Kawneer reserves the right to change configuration without prior notice when deemed necessary for product improvement.
© 2014, Kawneer Company, Inc.

Product	350 IR Entrances	500 IR Entrances	350 Heavy Wall® IR Entrances	500 Heavy Wall® IR Entrances
Catalog Section	Entrances	Entrances	Entrances	Entrances
Typical Detail				
Sightline	3-1/2"	5"	3-1/2"	5"
Depth	1-3/4"	1-3/4"	2"	2"
Applications	Moderate to High Traffic	Moderate to High Traffic	Moderate to High Traffic	Moderate to High Traffic
Infill Options	9/16"	9/16"	9/16", 1"	9/16", 1"
Cross Rails/Muntins	Cross Rails	Cross Rails	Cross Rails	Cross Rails
Thermal	No	No	No	No
2 Color Option	No	No	No	No
Product Description	350 IR medium stile entrance offers a rugged appearance, features dual-moment corner construction, silicone sealed interior glass stop, and hardware designed to meet the code requirements of wind-borne debris protection.	500 IR wide stile entrance offers a rugged appearance, features dual-moment corner construction, silicone sealed interior glass stop, and hardware designed to meet the code requirements of wind-borne debris protection.	350 Heavy Wall® IR offers the same features as the 350IR, increased wall thickness provides for greater durability and strength.	500 Heavy Wall® IR offers the same performance features as the 350 except in a wide stile.
Testing for Protective Glazing	Small Missile Large Missile	Small Missile Large Missile	Small Missile Large Missile	Small Missile Large Missile
Performance Class/Rating	+/- 65 PSF +/- 85 PSF	+/- 65 PSF +/- 85 PSF	+/- 110 PSF	+/- 110 PSF
Performance Test Standards	ASTM E330 ASTM E1886 ASTM E1996 Dual - Moment Corner TAS 201, 202, 203	ASTM E330 ASTM E1886 ASTM E1996 Dual - Moment Corner TAS 201, 202, 203	ASTM E330 ASTM E1886 ASTM E1996 Dual - Moment Corner TAS 201, 202, 203	ASTM E330 ASTM E1886 ASTM E1996 Dual - Moment Corner TAS 201, 202, 203

Laws and building and safety codes governing the design and use of Kawneer products, such as glazed entrance, window, and curtain wall products, vary widely. Kawneer does not control the selection of product configurations, operating hardware, or glazing materials, and assumes no responsibility therefor.


Kawneer reserves the right to change configuration without prior notice when deemed necessary for product improvement.

© 2014, Kawneer Company, Inc.

Product	350T Insulpour® Thermal Entrances	500T Insulpour® Thermal Entrances	AA®425 Thermal Entrances	
Catalog Section	Entrances	Entrances	Entrances	
Typical Detail				
Sightline	3-1/2"	5"	4-1/4"	
Depth	2-1/4"	2-1/4"	2-1/4"	
Applications	Moderate to High Traffic	High Traffic	Moderate Traffic	
Infill Options	1"	1"	1"	
Cross Rails/Muntins	Cross Rails	Cross Rails	No	
Thermal	Yes	Yes	Yes	
2 Color Option	Yes	Yes	Yes	
Product Description	350T offers the same performance features as the 250T except in a medium stile design.	500T offers the same performance features as the 250T except in a wide stile design.	AA®425 offers the same performance features as the AA®250 except in a wide stile design.	
Testing for Protective Glazing	Small Missile Large Missile Blast Mitigation	Small Missile Large Missile Blast Mitigation	Large Missile Blast Mitigation	
Performance Class/Rating	+/- 70 PSF Max.	+/- 70 PSF Max.	+/- 50 PSF	
Performance Test Standards	AAMA 507 AAMA 925 AAMA 1503 ASTM E90 ASTM E283 ASTM E330 ASTM E331 ASTM E1886 ASTM E1996 ASTM F2927 GSA T501-2003 NFRC 100/200/500 UFC 4-010-01	AAMA 507 AAMA 925 AAMA 1503 ASTM E90 ASTM E283 ASTM E330 ASTM E331 ASTM E1886 ASTM E1996 ASTM F2927 GSA T501-2003 NFRC 100/200/500 UFC 4-010-01	AAMA 925 AAMA 1304 ASTM E283 ASTM E330 ASTM E331 ASTM E1886 ASTM E1996	

Laws and building and safety codes governing the design and use of Kawneer products, such as glazed entrance, window, and curtain wall products, vary widely. Kawneer does not control the selection of product configurations, operating hardware, or glazing materials, and assumes no responsibility therefor.

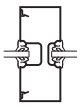
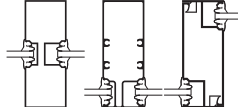
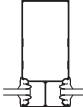
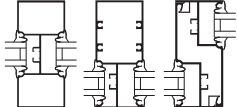
Kawneer reserves the right to change configuration without prior notice when deemed necessary for product improvement.
© 2014, Kawneer Company, Inc.

Product	Flushline® Entrances			
Catalog Section	Entrances			
Typical Detail				
Sightline	N/A			
Depth	1-3/4"			
Applications	Moderate to High Traffic, Impact Areas			
Infill Options	1/4" or 1"			
Cross Rails/Muntins	No			
Thermal	No			
2 Color Option	Yes			
Product Description	A urethane foam-filled door with aluminum or FRP face sheet designs in various interior and exterior applications such as schools and manufacturing facilities.			
Testing for Protective Glazing	Small Missile Large Missile Blast Mitigation			
Performance Class/Rating	+/- 75 PSF Max.			
Performance Test Standards	AAMA 507 AAMA 1503 ASTM E90 ASTM E283 ASTM E330 ASTM E331 ASTM E1886 ASTM E1996 ASTM F2927 GSA T501-2003 NFRC 100/200/500 UFC 4-010-01			

Laws and building and safety codes governing the design and use of Kawneer products, such as glazed entrance, window, and curtain wall products, vary widely. Kawneer does not control the selection of product configurations, operating hardware, or glazing materials, and assumes no responsibility therefor.

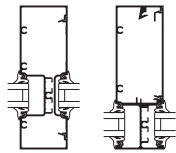
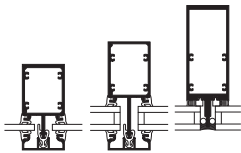
Kawneer reserves the right to change configuration without prior notice when deemed necessary for product improvement.

© 2014, Kawneer Company, Inc.

Product	Trifab® 400 Framing System (1-3/4" x 4")	Trifab® VersaGlaze® 450 Framing System 1-3/4" sightline (1-3/4" x 4-1/2")	Trifab® VersaGlaze® 450 Framing System 2" sightline (2" x 4-1/2") (2" x 2-1/4" Veneer)	Trifab® VersaGlaze® 451 Framing System (2" x 4-1/2")
Catalog Section	Framing	Framing	Framing	Framing
Typical Detail				
Applications	Storefront Ribbon Windows Punched Openings	Storefront Ribbon Windows Punched Openings	Storefront Ribbon Windows Punched Openings	Storefront Ribbon Windows Punched Openings
Glass Plane Options	Center	Center Front Back Multi-Plane	Front	Center Front Back Multi-Plane
Infill Options	1/8", 1/4" & 3/8"	1/8", 1/4" & 3/8"	1/8", 1/4" & 3/8"	Up to 1-1/8"
Glazing Options	Inside Glazed Outside Glazed	Inside Glazed Outside Glazed	Inside Glazed Outside Glazed	Inside Glazed Outside Glazed
Thermal	No	No	No	No
SSG	No	Optional	Optional	Optional
Weatherseal	No	Optional	Optional	Optional
2 Color Option	No	No	No	Yes with Front Stick
Integrated Entrance Framing	Yes	Yes	Yes	Yes
Windows Integration	Yes	Yes	Yes	Yes
GLASSvent® Integration	Yes	Yes	Yes	Yes
Fabrication Method	Screw Spline, Shear Block, Stick	Screw Spline, Shear Block, Stick, Continuous Head and Sill	Stick	Screw Spline, Shear Block, Stick, Continuous Head and Sill
Product Description	A 1-3/4" x 4" flush glazed system for 1/4" glass. Designed for quick installation on low rise buildings. It offers design economy with flexibility.	A 1-3/4" x 4-1/2" flush glazed system for 1/4" glass. VersaGlaze® is engineered for design and fabrication versatility with variable glass plane choices, SSG or Weatherseal options and four types of fabrication.	A 2" x 2-1/4" Veneer and a 2" x 4-1/2" Captured, flush glazed system for 1/4" glass with SSG and Weatherseal options. Designed for quick installation on low to mid-rise buildings.	A 2" x 4-1/2" flush glazed system for 1" glass. VersaGlaze® is engineered for design and fabrication versatility with variable glass plane choices, SSG or Weatherseal options, and four types of fabrication.
Testing for Protective Glazing	—	—	—	—
Performance Test Standards	AAMA 501 ASTM E283 ASTM E330 ASTM E331	AAMA 501 ASTM E283 ASTM E330 ASTM E331	AAMA 501 ASTM E283 ASTM E330 ASTM E331	AAMA 501, AAMA 507, AAMA1801, ASTM E283, ASTM E330, ASTM E331, ASTM E1425, NFRC 100/200/500

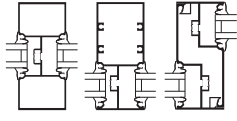
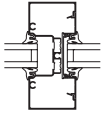
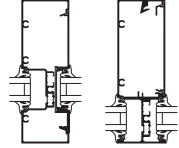
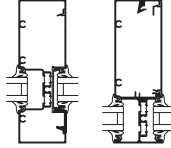
Laws and building and safety codes governing the design and use of Kawneer products, such as glazed entrance, window, and curtain wall products, vary widely. Kawneer does not control the selection of product configurations, operating hardware, or glazing materials, and assumes no responsibility therefor.

Kawneer reserves the right to change configuration without prior notice when deemed necessary for product improvement.
© 2014, Kawneer Company, Inc.

Product	Trifab® VersaGlaze® 601 Framing System (2" x 6")	EnCORE® Framing System (1-3/4" x Variable)		
Catalog Section	Framing	Framing		
Typical Detail				
Applications	Storefront Ribbon Windows Punched Openings	Storefront Ribbon Windows Punched Openings		
Glass Plane Options	Center Front	Center Front		
Infill Options	Up to 1-1/8"	Up to 1-1/8"		
Glazing Options	Inside Glazed Outside Glazed	Outside Glazed		
Thermal	Dual IsoLock® Pour and Debridge	Polymer Glazing Clip		
SSG	Yes (Front)	Optional		
Weatherseal	No	No		
2 Color Option	No	Yes		
Integrated Entrance Framing	Yes	Yes		
Windows Integration	Yes	Yes		
GLASSvent® Integration	Yes	Yes		
Versoleil® Sunshade Integration	Yes (Center Only)	No		
Fabrication Method	Screw Spline, Shear Block, Stick	Screw Spline Shear Block Continuous Head and Sill		
Product Description	A versatile 2" x 6" flush glazed system for 1" glass available in Center Set and Front Set options. Engineered to perform to current energy code requirements using a dual IsoLock® thermal break.	A versatile two-piece face and gutter system that incorporates an engineered polymer glazing clip for thermal performance. It offers a variety of depth combinations to meet various design possibilities including SSG and curved applications.		
Testing for Protective Glazing	—	—		
Performance Test Standards	AAMA 501, AAMA 505, AAMA 507, AAMA 1503, AAMA 1801, AAMA TIR-A8, ASTM E283, ASTM E330, ASTM E331, ASTM E1425, CSA-A440, NFRC 100/200/500	AAMA 150 AAMA 501 AAMA 507 ASTM E283 ASTM E330 ASTM E331 NFRC 100/200/500		


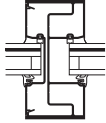
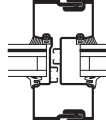
Laws and building and safety codes governing the design and use of Kawneer products, such as glazed entrance, window, and curtain wall products, vary widely. Kawneer does not control the selection of product configurations, operating hardware, or glazing materials, and assumes no responsibility therefor.

Kawneer reserves the right to change configuration without prior notice when deemed necessary for product improvement.
© 2014, Kawneer Company, Inc.

Product	Trifab® VersaGlaze® 451T Framing System (2" x 4-1/2")	Trifab® 451UT Framing System (2" x 4-1/2")	Trifab® VersaGlaze® 601T Framing System (2" x 6")	Trifab® VersaGlaze® 601UT Framing System (2" x 6")
Catalog Section	Framing	Framing	Framing	Framing
Typical Detail				
Applications	Storefront Ribbon Windows Punched Openings	Storefront Ribbon Windows Punched Openings	Storefront Ribbon Windows Punched Openings	Storefront Ribbon Windows Punched Openings
Glass Plane Options	Center, Front, Back, Multi-Plane	Center	Center Front	Center Front
Infill Options	Up to 1-1/8"	Up to 1-1/8"	Up to 1-1/8"	Up to 1-1/8"
Glazing Options	Inside Glazed Outside Glazed	Inside Glazed Outside Glazed	Inside Glazed Outside Glazed	Inside Glazed Outside Glazed
Thermal	IsoLock® Pour and Debridge	Dual IsoLock® Pour and Debridge	Dual IsoLock® Pour and Debridge	Dual IsoLock® Pour and Debridge
SSG	Optional	No	Yes (Front)	Yes (Front)
Weatherseal	Optional	No	No	No
2 Color Option	Yes with Front Stick	No	No	No
Integrated Entrance Framing	Yes	Yes	Yes	Yes
Windows Integration	Yes	Yes	Yes	Yes
GLASSvent® Integration	Yes	Yes	Yes	Yes
Versoleil® Sunshade Integration	Yes	Yes	Yes (Center Only)	Yes (Center Only)
Fabrication Method	Screw Spline, Shear Block, Stick, Continuous Head and Sill	Screw Spline	Screw Spline, Shear Block, Stick	Screw Spline, Shear Block, Stick
Product Description	A2" x 4-1/2" flush glazed system for 1" glass. VersaGlaze® is engineered for design and fabrication versatility with variable glass planes choices, SSG or Weatherseal options, IsoLock® thermal break option and four types of fabrication.	A2" x 4-1/2" flush glazed system for 1" glass. Engineered to perform to current energy code requirements using a dual IsoLock® thermal break.	A 2" x 6" flush glazed system for 1" glass. Engineered to perform to current energy code requirements using a dual IsoLock® thermal break.	A 2" x 6" flush glazed system for 1" glass. Engineered to perform to current energy code requirements using a dual IsoLock® thermal break.
Testing for Protective Glazing	—	—	—	—
Performance Test Standards	AAMA 501.1, AAMA 507, AAMA 501, AAMA 505, AAMA 1503, AAMA1801, AAMA TIR-A8, ASTM E283, ASTM E330, ASTM E331, ASTM E1425, NFRC 100/200/500	AAMA 501, AAMA 505, AAMA 1503, AAMA 507, AAMA 1801, AAMA TIR-A8, ASTM E283, ASTM E330, ASTM E331, ASTM E1425, CSA-A440, NFRC 100/200/500	AAMA 501, AAMA 505, AAMA 507, AAMA 1503, AAMA 1801, AAMA TIR-A8, ASTM E283, ASTM E330, ASTM E331, ASTM E1425, CSA-A440, NFRC 100/200/500	AAMA 501, AAMA 505, AAMA 507, AAMA 1503, AAMA 1801, AAMA TIR-A8, ASTM E283, ASTM E330, ASTM E331, ASTM E1425, CSA-A440, NFRC 100/200/500

Laws and building and safety codes governing the design and use of Kawneer products, such as glazed entrance, window, and curtain wall products, vary widely. Kawneer does not control the selection of product configurations, operating hardware, or glazing materials, and assumes no responsibility therefor.

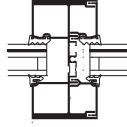
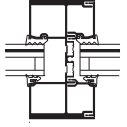
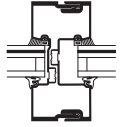
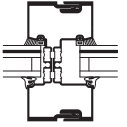
Kawneer reserves the right to change configuration without prior notice when deemed necessary for product improvement.
© 2014, Kawneer Company, Inc.

Product	IR 500 Framing 2-1/2" x 5" (Wind-borne Debris)	IR 501 Framing 2-1/2" x 5" (Wind-borne Debris)	IR 521 Framing 2-1/2" x 5" (Wind-borne Debris)	
Catalog Section	Framing	Framing	Framing	
Typical Detail				
Applications	Storefront Ribbon Windows Punched Openings	Storefront Ribbon Windows Punched Openings	Storefront Ribbon Windows Punched Openings	
Glass Plane Options	Center	Center	Center	
Infill Options	9/16", 5/8" (Impact) 1/4" (Non-Impact)	1-5/16" (Impact) 1" (Non-Impact)	1-5/16" (Impact)	
Glazing Options	Outside Glazed	Outside Glazed	Inside Glazed Outside Glazed Pre-Glazed	
Thermal	No	No	No	
SSG	No	No	No	
Weatherseal	No	No	No	
2 Color Option	No	No	No	
Integrated Entrance Framing	Yes	Yes	Yes	
Windows Integration	No	No	No	
GLASSvent® Integration	No	No	Yes	
Versoleil® Sunshade Integration	No	No	Yes	
Fabrication Method	Screw Spline	Screw Spline	Screw Spline	
Product Description	A 2-1/2" x 5" framing system for wind-borne debris applications. It offers a center flush glazed look with either a interior structural silicone seal (wet glazed) or EPDM gasket (dry glazed) for large missile applications.	A 2-1/2" x 5" framing system for wind-borne debris applications. It offers a center flush glazed look with either a interior structural silicone seal (wet glazed) or EPDM gasket (dry glazed) for large missile applications.	A 2-1/2" x 5" framing system for wind-borne debris applications. It offers a center flush glazed look with either a interior structural silicone seal (wet glazed) or EPDM gasket (dry glazed) for large missile applications.	
Testing for Protective Glazing	Large Missile	Small Missile Large Missile	Small Missile Large Missile	
Performance Test Standards	AAMA 501 ASTM E283 ASTM E330 ASTM E331 ASTM E1886 ASTM E1996 TAS 201, 202, 203	AAMA 501 ASTM E283 ASTM E330 ASTM E331 ASTM E1886 ASTM E1996 TAS 201, 202, 203	AAMA 501 ASTM E283 ASTM E330 ASTM E331 ASTM E1886 ASTM E1996 TAS 201, 202, 203	

Laws and building and safety codes governing the design and use of Kawneer products, such as glazed entrance, window, and curtain wall products, vary widely. Kawneer does not control the selection of product configurations, operating hardware, or glazing materials, and assumes no responsibility therefor.

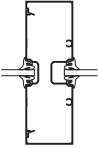
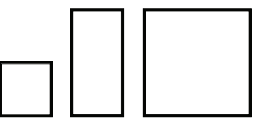
Kawneer reserves the right to change configuration without prior notice when deemed necessary for product improvement.

© 2014, Kawneer Company, Inc.

Product	IR 501T Framing 2-3/4" x 5" (Wind-borne Debris)	IR 501UT Framing 2-3/4" x 5" (Wind-borne Debris)	IR 521T Framing 2-1/2" x 5" (Wind-borne Debris)	IR 521UT Framing 2-3/4" x 5" (Wind-borne Debris)
Catalog Section	Framing	Framing	Framing	Framing
Typical Detail				
Applications	Storefront Ribbon Windows Punched Openings	Storefront Ribbon Windows Punched Openings	Storefront Ribbon Windows Punched Openings	Storefront Ribbon Windows Punched Openings
Glass Plane Options	Center	Center	Center	Center
Infill Options	1-5/16" (Impact)	1-5/16" (Impact)	1-5/16" (Impact)	1-5/16" (Impact)
Glazing Options	Outside Glazed	Outside Glazed	Inside Glazed Outside Glazed Pre-Glazed	Inside Glazed Outside Glazed Pre-Glazed
Thermal	Yes	Yes	Yes	Yes
SSG	No	No	No	No
Weatherseal	No	No	No	No
2 Color Option	No	No	No	No
Integrated Entrance Framing	Yes	Yes	Yes	Yes
Windows Integration	No	No	No	No
GLASSvent® Integration	No	No	Yes	Yes
Versoleil® Sunshade Integration	Yes	Yes	Yes	Yes
Fabrication Method	Screw Spline	Screw Spline	Screw Spline	Screw Spline
Product Description	A 2-3/4" x 5" thermal framing system for wind-borne debris applications. It offers a center flush glazed look with either a interior structural silicone seal (wet glazed) or EPDM gasket (dry glazed) for large missile applications.	A 2-3/4" x 5" thermal framing system for wind-borne debris applications. It offers a center flush glazed look with either a interior structural silicone seal (wet glazed) or EPDM gasket (dry glazed) for large missile applications.	A 2-1/2" x 5" thermal framing system for wind-borne debris applications. It offers a center flush glazed look with either a interior structural silicone seal (wet glazed) or EPDM gasket (dry glazed) for large missile applications.	A 2-3/4" x 5" thermal framing system for wind-borne debris applications. It offers a center flush glazed look with either a interior structural silicone seal (wet glazed) or EPDM gasket (dry glazed) for large missile applications.
Testing for Protective Glazing	Small Missile Large Missile	Small Missile Large Missile	Small Missile Large Missile	Small Missile Large Missile
Performance Test Standards	AAMA 501, ASTM E283, ASTM E330, ASTM E331, ASTM E1886, ASTM E1996, TAS 201, 202, 203	AAMA 501, AAMA 1503, AAMA 1801, ASTM E283, ASTM E330, ASTM E331, ASTM E1886, ASTM E1996, CAN/CSAA440, TAS 201, 202, 203	AAMA 501, AAMA 1503, AAMA 1801, ASTM E283, ASTM E330, ASTM E331, ASTM E1886, ASTM E1996, TAS 201, 202, 203	AAMA 501, AAMA 1503, AAMA 1801, ASTM E283, ASTM E330, ASTM E331, ASTM E1886, ASTM E1996, TAS 201, 202, 203


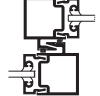

Laws and building and safety codes governing the design and use of Kawneer products, such as glazed entrance, window, and curtain wall products, vary widely. Kawneer does not control the selection of product configurations, operating hardware, or glazing materials, and assumes no responsibility therefor.

Kawneer reserves the right to change configuration without prior notice when deemed necessary for product improvement.
© 2014, Kawneer Company, Inc.

Product	InFrame® Interior Framing System (2" x 6")	Miscellaneous Framing		
Catalog Section	Framing	Framing		
Typical Detail				
Applications	Interior Framing for Partitions	Safety Rails Glazing Moldings Tubes		
Glass Plane Options	Center	—		
Infill Options	1/8", 1/4" & 3/8"	—		
Glazing Options	Inside Glazed	—		
Thermal	No	—		
SSG	No	—		
Weatherseal	No	—		
2 Color Option	No	—		
Integrated Entrance Framing	Yes	—		
Windows Integration	No	—		
GLASSvent® Integration	No	—		
Versoleil® Sunshade Integration	No	—		
Fabrication Method	Screw Spline	—		
Product Description	A 2" x 6" flush glazed system for 1/4" glass. Two-piece perimeter profiles for interior framing partitions that capture drywall to simplify and speed the installation process.	Safety Rails, Glazing Moldings and Tubes.		
Testing for Protective Glazing	—	—		
Performance Test Standards				

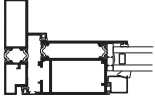
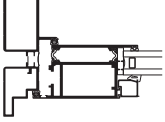
Laws and building and safety codes governing the design and use of Kawneer products, such as glazed entrance, window, and curtain wall products, vary widely. Kawneer does not control the selection of product configurations, operating hardware, or glazing materials, and assumes no responsibility therefor.

Kawneer reserves the right to change configuration without prior notice when deemed necessary for product improvement.
© 2014, Kawneer Company, Inc.

Product	1010 Sliding Mall Front	1010C Sliding Mall Front	1040 Sliding Mall Front	
Catalog Section	Sliding Doors	Sliding Doors	Sliding Doors	
Typical Detail				
Sightline	1", 1-3/4", 3-7/16", 5-1/8"	1-3/4", 2-5/16", 2-15/16"	2-1/8", 4"	
Depth	Varies by # of panels	Varies by # of panels	1-3/4"	
Applications	Interior	Interior	Interior or Exterior	
Infill Options	Up to 1"	3/16" & 1/4"	1/4" & 1"	
Cross Rails/Muntins	Yes	Yes	Yes	
Product Description	The 1010 sliding mall front is a floor supported, multi-track (surface or recessed), sliding door offering parallel in-line stacking. The 1010 sliding mall front is intended to be used primarily as an interior unit. It may be used as an exterior unit when optimum weathering performance is not required.	The 1010C sliding mall front is a floor supported, multi-track (surface or recessed), sliding door offering parallel in-line stacking. The 1010C sliding mall front is intended to be used primarily as an interior unit. It may be used as an exterior unit when optimum weathering performance is not required. It accepts a swinging entrance door within the sliding panels.	The 1040 sliding mall front is a floor supported, single track (surface or recessed), sliding door offering three separate stacking options (parallel staggered, parallel even and 90° stacking). The 1040 sliding mall front is intended to be used primarily as an interior unit. It may be used as an exterior unit when optimum weathering performance is not required.	
Testing for Protective Glazing	—	—	—	
Performance Class/Rating	—	—	—	
Performance Test Standards	—	—	—	

Laws and building and safety codes governing the design and use of Kawneer products, such as glazed entrance, window, and curtain wall products, vary widely. Kawneer does not control the selection of product configurations, operating hardware, or glazing materials, and assumes no responsibility therefor.

Kawneer reserves the right to change configuration without prior notice when deemed necessary for product improvement.
© 2014, Kawneer Company, Inc.

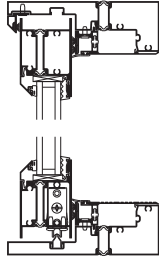
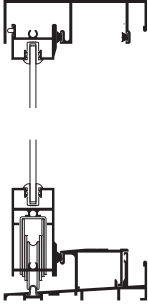
Product	200T Terrace Doors 4" Frame	200T Terrace Doors 5" Frame		
Catalog Section	Entrances	Entrances		
Typical Detail				
Sightline	3-3/4"	3-3/4"		
Depth	2-1/4"	2-1/4"		
Applications	Exterior Balconies	Exterior Balconies		
Infill Options	Up to 1-1/16"	Up to 1-1/16"		
Cross Rails/Muntins	No	No		
Thermal	IsoWeb®	IsoWeb® Door Panel IsoLock® Pour & Debridge Frame		
2 Color Option	Yes	No		
Product Description	A thermally broken high performance French door for use in condominiums, lofts, hotels, and apartments. Mitered corner construction with heavy duty corner clips, stainless steel locking hardware, designed to meet the code requirements of wind-borne debris protection.	A thermally broken high performance French door for use in condominiums, lofts, hotels, and apartments. Mitered corner construction with heavy duty corner clips, stainless steel locking hardware, designed to meet the code requirements of wind-borne debris protection. Integrates with MetroView® FG 501T and MetroView® FG 601T PG Window Walls.		
Testing for Protective Glazing	Small Missile Large Missile	—		
Performance Class/Rating	Single: AW-PG90-ATD Pairs: AW-PG45/65-ATD	Single: AW-PG90-ATD Pairs: AW-PG45/65-ATD		
Performance Test Standards	AAMA 507 ASTM E90 ASTM E283 ASTM E330 ASTM E331 ASTM E547 ASTM E1886 ASTM E1996 NAFS-08 NFRC 100/200/500 TAS 201, 202, 203	AAMA 507 ASTM E90 ASTM E283 ASTM E330 ASTM E331 ASTM E547 ASTM E1886 ASTM E1996 NAFS-11 NFRC 100/200/500 TAS 201, 202, 203		

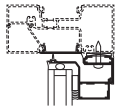
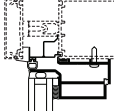
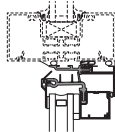
Laws and building and safety codes governing the design and use of Kawneer products, such as glazed entrance, window, and curtain wall products, vary widely. Kawneer does not control the selection of product configurations, operating hardware, or glazing materials, and assumes no responsibility therefor.

Kawneer reserves the right to change configuration without prior notice when deemed necessary for product improvement.
© 2014, Kawneer Company, Inc.

Laws and building and safety codes governing the design and use of Kawneer products, such as glazed entrance, window, and curtain wall products, vary widely. Kawneer does not control the selection of product configurations, operating hardware, or glazing materials, and assumes no responsibility therefor.

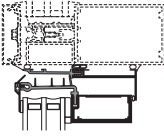
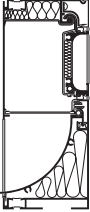
Kawneer reserves the right to change configuration without prior notice when deemed necessary for product improvement.
© 2014, Kawneer Company, Inc.

Product	AA® 3200 Thermal Sliding Doors	990 Sliding Doors	
Catalog Section	Sliding Doors	Sliding Doors	
Typical Detail			
Sightline	4-1/4"	1-1/8", 1-3/4", 3-1/8", 5-1/8"	
Depth	6-3/4"	4-1/2"	
Applications	Exterior	Exterior	
Infill Options	1" and 1-5/16"	Up to 1"	
Cross Rails/Muntins	No	Yes	
Product Description	A monumental, high performance, sliding door for use in low, medium and high rise applications, where improved thermal performance is required. Tested to the most current North American industry standards, the AA®3200 meets performance designation of AW-135 (deflection limited to L/175) at the required gateway test unit sizes. Water penetration resistance is tested up to 15 PSF (720 Pa).	A superior operating sliding door for low, medium or high rise applications offering performance class and grades of C30, HC40 and HC60. Standard configurations are OX, XO, OXO and OXXO.	
Thermal	Yes	No	
Two Color Option	Yes	No	
Testing for Protective Glazing	Small Missile Large Missile	No	
Performance	AW-PG135-SD	SGD-C30, SGD-HC40, SGD-HC60	
Performance Test Standards	AAMA 507, AAMA/WDMA/CSA 101/I.S.2/A440-08, ASTM E90, ASTM E283, ASTM E330, ASTM E331, ASTM E547, ASTM F842, ASTM E987, ASTM E1886, ASTM E1996, NFRC 100/200/500, TAS 201, 203	AAMA 1303.5 AAMA/WDMA/CSA 101/I.S.2/AA440 ASTM E283 ASTM E330 ASTM E331 ASTM E547 ASTM E987	

Product	GLASSvent® Windows for Storefront Framing	GLASSvent® Windows for Curtain Wall	GLASSvent® UT Windows (Commercial Window)
Catalog Section	Windows - Casement / Projected	Windows - Casement / Projected	Windows - Casement / Projected
Typical Detail			
Grade	Heavy Commercial (HC)	Architectural Window (AW)	Commercial Window (CW)
Frame Depth	2-3/16" (55.6 mm) 1/4" Infill 2-13/16" (71.4 mm) 1" Infill	2-11/16" (68.3 mm) 1/4" Infill 3-7/16" (87.3 mm) 1" Infill	3-1/8" (79.4 mm) 3-7/8" (98.4 mm)
Functions	Outswing Casement Project-Out	Outswing Casement Project-Out	Outswing Casement Project-Out
Product Description	A visually frameless operable vent designed to be used in conjunction with a variety of Kawneer storefront systems. The operable vent virtually disappears into the adjacent framing system eliminating the typical sightline buildup. Suitable for a wide variety of building applications particularly where there is need to add operable vents to existing installations.	A visually frameless operable vent designed to be used in conjunction with a variety of Kawneer curtain wall systems. Similar to the Storefront GLASSvent® with added depth to resist higher wind loads associated with multi-story buildings.	A ultra thermal, visually frameless operable vent designed to be used in conjunction with Kawneer curtain wall and storefront systems.
Infill Options	1/4" and 1"	1/4" and 1"	1" and 1-3/4"
Factory Glazing	Silicone Glazed	Silicone Glazed	Silicone Glazed
Access Panels with Venetian Blinds	No	No	No
Muntins	No	No	No
Testing for Protective Glazing	---	---	---
Performance Test Standards	ANSI/AAMA/NWDA 101/I.S.2/NAFS	ANSI/AAMA/NWDA 101/I.S.2/NAFS	ANSI/AAMA/NWDA 101/I.S.2/NAFS ASTM E283 ASTM E330 ASTM E331

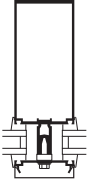

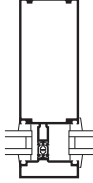
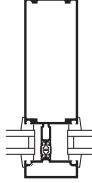
Laws and building and safety codes governing the design and use of Kawneer products, such as glazed entrance, window, and curtain wall products, vary widely. Kawneer does not control the selection of product configurations, operating hardware, or glazing materials, and assumes no responsibility therefor.

Kawneer reserves the right to change configuration without prior notice when deemed necessary for product improvement.
© 2014, Kawneer Company, Inc.

Product	GLASSvent® UT Windows (Architectural Window)	512 Ventrow Thermal Ventilator	
Catalog Section	Windows - Casement / Projected	Windows - Window Accessories	
Typical Detail			
Grade	Architectural Window (AW)	N/A	
Frame Depth	4-3/8" (111.1 mm) 5-1/8" (130.2 mm)	3-19/32" (91.2 mm)	
Functions	Outswing Casement Project-Out	Horizontal Ventilator	
Product Description	A ultra thermal, visually frameless operable vent designed to be used in conjunction with Kawneer curtain wall and storefront systems.	A thermally broken horizontal ventilator used in conjunction with both storefront and curtain wall systems to provide natural air circulation when a fully functional operable window is not desired.	
Infill Options	1" and 1-3/4"	N/A	
Factory Glazing	Silicone Glazed	Tape Glazed	
Access Panels with Venetian Blinds	No	No	
Muntins	No	No	
Testing for Protective Glazing	Small Missile Large Missile Blast Mitigation	No	
Performance Test Standards	ANSI/AAMA/NWWDA 101/I.S.2/NAFS ASTM E283 ASTM E330 ASTM E331 ASTM E1886 ASTM E1996 ASTM F1642 ASTM F2912 GSA TS01-2003 TAS 201, 202, 203 UFC 4-010-01	CAN/CSA-A440	

Laws and building and safety codes governing the design and use of Kawneer products, such as glazed entrance, window, and curtain wall products, vary widely. Kawneer does not control the selection of product configurations, operating hardware, or glazing materials, and assumes no responsibility therefor.

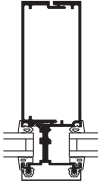
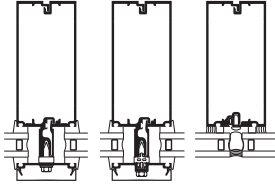
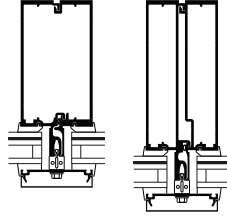
Kawneer reserves the right to change configuration without prior notice when deemed necessary for product improvement.
© 2014, Kawneer Company, Inc.

Product	1600 Wall System®1 Curtain Wall	1600 Wall System®2 Curtain Wall	1600 Wall System®3 Curtain Wall	1600 Wall System®4 Curtain Wall
Catalog Section	Curtain Wall - Traditional	Curtain Wall - Traditional	Curtain Wall - Traditional	Curtain Wall - Traditional
Typical Detail				
Sightline	2-1/2"	2-1/2"	2-1/2"	2-1/4"
Depths	6", 7-1/2"	6", 7-1/2"	6", 7-1/2"	6", 7-1/2"
Applications	Low to Mid-Rise	Low to Mid-Rise	Low to High-Rise	Low to High-Rise
Infill Options	Up to 1-1/8"	Up to 1"	Up to 1"	Up to 1"
Glazing Options	Outside Glazed	Outside Glazed	Inside Glazed Outside Glazed	Inside Glazed Outside Glazed
Thermal	Silicone Compatible Elastomer, Fiberglass Pressure Plate Available	Silicone Compatible Elastomer, Fiberglass Pressure Plate Available	IsoStrut®	IsoStrut® or Optional IsoLock® Pour and Debridge
SSG	No	Yes	Optional	No
2 Color Option	Yes	Yes	Yes	Yes
Integrated Entrance Framing	Yes	Yes	No	No
Windows Integration	Yes	Yes	Yes	Yes
GLASSvent® Integration	Yes	Yes	Yes	Yes
Versoleil® Sunshade Integration	Yes	Yes	No	No
Fabrication Method	Shear Block	Shear Block	Shear Block	Shear Block Screw Spline
Product Description	An outside glazed pressure wall that is designed to easily integrate with 1600 Wall System®2. It is ideal for low to mid-rise curtain wall applications where high performance is desired. It is also the right choice for high-span applications.	A silicone glazed ribbon window system that eliminates exterior vertical covers and offers fast "stick" erection and inside glazing.	An inside/outside glazed pressure wall that utilizes the IsoStrut® thermal break on the vertical mullion. This provides superior structural and thermal performance. Spandrel glazing and/or re-glazing is easily handled from the exterior.	A lower profile pressure wall that utilizes the IsoStrut® thermal break for superior structural and thermal performance. A 6" ribbon window version is available with the IsoLock® Pour and Debridge Thermal Break.
Testing for Protective Glazing	Small Missile, Large Missile, Blast Mitigation	Small Missile Large Missile	—	—
Performance Test Standards	AAMA 501.1, AAMA 501.4, AAMA 501.6, AAMA 507, AAMA 1503, ASTM E90, ASTM E283, ASTM E330, ASTM E331, ASTM F1642, ASTM E1886, ASTM E1996, CSA-A440-00, NFRC 100/200/500, TAS 201, 202, 203, UFC 4-010-01	AAMA 501.1, AAMA 501.4, AAMA 501.6, AAMA 507 AAMA 1503 ASTM E90 ASTM E283 ASTM E330 ASTM E331 CSA-A440 NFRC 100/200/500	AAMA 501.1 AAMA 507 AAMA 1503 ASTM E283 ASTM E330 ASTM E331 NFRC 100/200/500	AAMA 501.1 AAMA 507 AAMA 1503 ASTM E283 ASTM E330 ASTM E331 NFRC 100/200/500

Laws and building and safety codes governing the design and use of Kawneer products, such as glazed entrance, window, and curtain wall products, vary widely. Kawneer does not control the selection of product configurations, operating hardware, or glazing materials, and assumes no responsibility therefor.

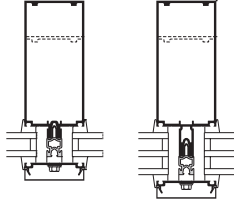
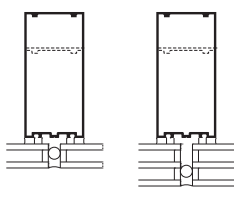
Kawneer reserves the right to change configuration without prior notice when deemed necessary for product improvement.

© 2014, Kawneer Company, Inc.

Product	1600 Wall System®5 Curtain Wall	1600 SS Curtain Wall System	1630 SS IR Curtain Wall System	
Catalog Section	Curtain Wall - Traditional	Curtain Wall - Traditional	Curtain Wall - Traditional	
Typical Detail				
Sightline	2-1/2"	2-1/2"	3"	
Depths	6", 7-1/2"	6", 7-1/2"	7-13/16", 8-13/16"	
Applications	Low to High-Rise	Low to Mid-Rise	Low to Mid-Rise	
Infill Options	Up to 1"	Up to 1-1/8"	1-5/16"	
Glazing Options	Inside Glazed	Outside Glazed	Outside Glazed	
Thermal	Isolator Clip	Silicone Compatible Elastomer	Silicone Compatible Elastomer	
SSG	Optional	Optional	No	
2 Color Option	Yes	Yes	Yes	
Integrated Entrance Framing	Yes	Yes	Yes	
Windows Integration	Yes	Yes	Yes	
GLASSvent® Integration	Yes	Yes	No	
Versoleil® Sunshade Integration	Yes	Yes	Yes	
Fabrication Method	Screw Spline - Type A Screw Spline - Type B Shear Block	Screw Spline	Screw Spline	
Product Description	A high performance ribbon window or curtain wall system. Male/Female split vertical mullion option available for easier assembly and installation.	An outside glazed pressure wall that is designed to be fabricated and assembled in the shop. It is ideal for low to mid-rise curtain wall applications where high performance is desired. Also available in a pre-glazed version - 1600 SS Unitwall®.	A high performance outside glazed curtain wall that has been tested at high structural load pressures and meets high velocity impact zone product approval requirements. With screw-spline architecture and both dry and wet glazing options available, 1630 SS IR is easy and fast to install.	
Testing for Protective Glazing	—	Blast Mitigation	Small Missile, Large Missile, Blast Mitigation	
Performance Test Standards	AAMA 501.1 AAMA 501.4 AAMA 507 AAMA 1503 ASTM E283 ASTM E330 ASTM E331 ASTM E1425 NFRC 100/200/500	AAMA 501.1, AAMA 501.4, AAMA 507, AAMA 1503, AAMA 1801, ASTM E90, ASTM E283, ASTM E330, ASTM E331, ASTM E1425, ASTM F1642, CSA-A440, NFRC 100/200/500, UFC 4-010-01	AAMA 501.1, AAMA 507, AAMA 1503, AAMA 1801, ASTM E90, ASTM E283, ASTM E330, ASTM E331, ASTM E1425, ASTM E1886, ASTM E1996, ASTM F1642, CSA-A440, UFC 4-010-01, NFRC 100/200/500, TAS 201, 202, 203	

Laws and building and safety codes governing the design and use of Kawneer products, such as glazed entrance, window, and curtain wall products, vary widely. Kawneer does not control the selection of product configurations, operating hardware, or glazing materials, and assumes no responsibility therefor.

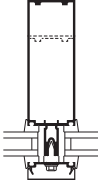
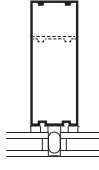
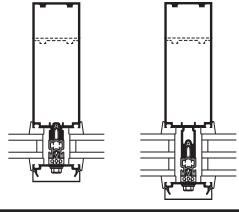
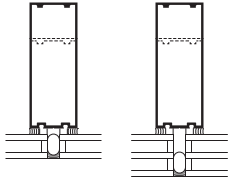
Kawneer reserves the right to change configuration without prior notice when deemed necessary for product improvement.
© 2014, Kawneer Company, Inc.

Product	1600UT System®1 Curtain Wall	1600UT System®2 Curtain Wall		
Catalog Section	Curtain Wall - Traditional	Curtain Wall - Traditional		
Typical Detail				
Sightline	2-1/2"	2-1/2"		
Depths	6" and 7-1/2" (Double Glazed) 6-3/4" and 8-1/4" (Triple Glazed)	6" and 7-1/2" (Double Glazed) 6-3/4" and 8-1/4" (Triple Glazed)		
Applications	Low to Mid-Rise	Low to Mid-Rise		
Infill Options	1", 1-1/4", 1-5/16", and 1-3/4"	1", 1-1/4", 1-5/16", and 1-3/4"		
Glazing Options	Outside Glazed	Outside Glazed		
Thermal	Engineered Polymer Separator	Engineered Polymer Separator		
SSG	No	Yes		
2 Color Option	Yes	Yes		
Integrated Entrance Framing	Yes	Yes		
Windows Integration	Yes	Yes		
GLASSvent® UT Integration	Yes	Yes		
Versoleil® Sunshade Integration	Yes	No		
Fabrication Method	Shear Block	Shear Block		
Product Description	High thermal performance curtain wall system with excellent condensation resistance. Accommodates 1", 1-1/4" and 1-5/16" double and 1-3/4" triple glazing. Full integration with Kawneer's high performing entrance and window products. Ideal for low rise, mid rise and high-span applications.	Vertical two-sided structural silicone glazed (SSG) curtain wall system with high thermal performance and excellent condensation resistance. Accommodates 1", 1-1/4" and 1-5/16" double and 1-3/4" triple glazing. Full integration with Kawneer's high thermal performing entrance and window products. Ideal for low rise, mid rise and high-span applications.		
Testing for Protective Glazing	Storm Shelter, Blast Mitigation, Human Impact	—		
Performance Test Standards	AAMA 501, AAMA 501.1, AAMA 501.4, AAMA 501.5, AAMA 501.6, AAMA 501.8, AAMA 507, AAMA 520, AAMA 1801, AAMA 1503, ASTM E90, ASTM E283, ASTM E330, ASTM E331, ASTM E1425, ASTM F1642, ASTM F2912, CSA-A440, ICC 500, NFRC 100/200/500, TAS 202, GSA-TS01-2003	AAMA 501, AAMA 501.1, AAMA 501.4, AAMA 501.5, AAMA 501.6, AAMA 507, AAMA 520, AAMA 1801, ASTM E90, ASTM E330, ASTM E283, ASTM E331, ASTM E1425, TAS 202, NFRC 100/200/500		

Laws and building and safety codes governing the design and use of Kawneer products, such as glazed entrance, window, and curtain wall products, vary widely. Kawneer does not control the selection of product configurations, operating hardware, or glazing materials, and assumes no responsibility therefor.

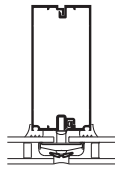
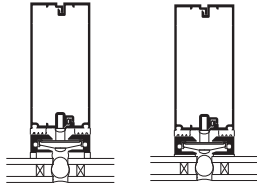

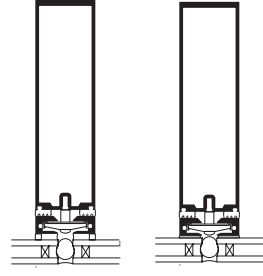
Kawneer reserves the right to change configuration without prior notice when deemed necessary for product improvement.

© 2014, Kawneer Company, Inc.

Product	1620 Curtain Wall System	1620 SSG Curtain Wall System	1620UT Curtain Wall System	1620UT SSG Curtain Wall System
Catalog Section	Curtain Wall - Traditional	Curtain Wall - Traditional	Curtain Wall - Traditional	Curtain Wall - Traditional
Typical Detail				
Sightline	2"	2"	2"	2"
Depths	6", 7-1/2"	6", 7-1/2"	6" and 7-1/2" (Double Glazed) 6-3/4" and 8-1/4" (Triple Glazed)	6" and 7-1/2" (Double Glazed) 6-3/4" and 8-1/4" (Triple Glazed)
Applications	Low to Mid-Rise	Low to Mid-Rise	Low to Mid-Rise	Low to Mid-Rise
Infill Options	1/4" and 1"	1/4" and 1"	1/4", 1" and 1-3/4"	1/4", 1" and 1-3/4"
Glazing Options	Outside Glazed	Outside Glazed	Outside Glazed	Outside Glazed
Thermal	Silicone Compatible Elastomer, Fiberglass Pressure Plate	Silicone Compatible Elastomer, Fiberglass Pressure Plate	Engineered Polymer Separator Fiberglass Pressure Plate	Engineered Polymer Separator Fiberglass Pressure Plate
SSG	No	Yes	No	Yes
2 Color Option	Yes	Yes	Yes	Yes
Integrated Entrance Framing	Yes	Yes	Yes	Yes
Windows Integration	Yes	Yes	Yes	Yes
GLASSvent® / GLASSvent® UT Integration	Yes (1" Double Glazing Only)	Yes (1" Double Glazing Only)	Yes	Yes
Versoleil® Sunshade Integration	No	No	No	No
Fabrication Method	Shear Block	Shear Block	Shear Block	Shear Block
Product Description	An outside glazed Curtain wall system that is designed to easily integrate with 1620 SSG. It has 2" narrow sightline, accommodate 1/4" and 1" glazing. Ideal for low to mid-rise curtain wall applications. Full integration with Kawneer's entrance and window products.	Structural silicone glazed (SSG) curtain wall system with 2" narrow sightline and accommodates 1/4" and 1" glazing. Ideal for low to mid-rise curtain-wall applications. Full integration with Kawneer's high performing entrance and window products.	A High-Thermal Performance outside glazed curtain wall system with excellent condensation resistance. It has 2" narrow sightline and accommodates 1/4", 1" and 1-3/4" glazing. Ideal for low to mid-rise curtain-wall applications. Full integration with Kawneer's high performing entrance and window products and 1620UT SSG.	Vertical two-sided structural silicone glazed (SSG) curtain wall system with high thermal performance and excellent condensation resistance. It has 2" narrow sightline and accommodates 1/4", 1" and 1-3/4" glazing. Ideal for low to mid-rise curtain-wall applications. Full integration with Kawneer's high performing entrance and window products.
Testing for Protective Glazing	—	—	—	—
Performance Test Standards	AAMA 501, AAMA 501.5, AAMA 507, AAMA 520, AAMA 1503, AAMA 1801, ASTM E90, ASTM E283, ASTM E330, ASTM E331, ASTM E1425, CSA-A440, TAS 202, NFRC 100/200/500	AAMA 501, AAMA 501.5, AAMA 507, AAMA 520, AAMA 1801, ASTM E90, ASTM E330, ASTM E283, ASTM E331, ASTM E1425, CSA-A440, NFRC 100/200/500, TAS 202	AAMA 501, AAMA 501.4, AAMA 501.5, AAMA 501.6, AAMA 507, AAMA 520, AAMA 1503, AAMA 1801, ASTM E90, ASTM E283, ASTM E330, ASTM E331, ASTM E1425, CSA-A440, TAS 202, NFRC 100/200/500	AAMA 501, AAMA 501.4, AAMA 501.5, AAMA 501.6, AAMA 507, AAMA 520, AAMA 1503, AAMA 1801, ASTM E90, ASTM E283, ASTM E330, ASTM E331, ASTM E1425, CSA-A440, TAS 202, NFRC 100/200/500

Laws and building and safety codes governing the design and use of Kawneer products, such as glazed entrance, window, and curtain wall products, vary widely. Kawneer does not control the selection of product configurations, operating hardware, or glazing materials, and assumes no responsibility therefor.

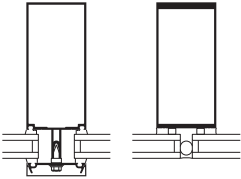
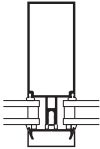
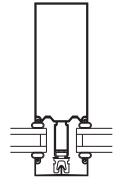
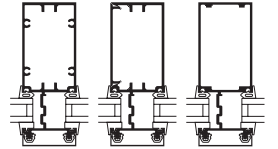
Kawneer reserves the right to change configuration without prior notice when deemed necessary for product improvement.
© 2014, Kawneer Company, Inc.

Product	Clearwall® SS Curtain Wall System	Clearwall® SSI Clearwall® SSIT Curtain Wall Systems	Clearwall® SB Curtain Wall System	Clearwall® SBI Clearwall® SBIT Curtain Wall Systems
Catalog Section	Curtain Wall - Traditional	Curtain Wall - Traditional		
Typical Detail				
Sightline	(2-1/2") Flush Glass Exterior	(2-1/2") Flush Glass Exterior	(2-1/2") Flush Glass Exterior	(2-1/2") Flush Glass Exterior
Depths	5-1/8", 6-5/8"	SSI - 6", 7-1/2" SSIT - 5-7/8", 7-3/8"	SB - 10-1/8"	SBI - 11" SBIT - 10-27/32"
Applications	Low Rise	Low Rise	Low Rise	Low Rise
Infill Options	1-1/8"	1"	1-1/8"	1"
Glazing Options	Outside Glazed	Outside Glazed	Outside Glazed	Outside Glazed
Thermal	ABS Base on Toggles	ABS Base on Toggles	ABS Base on Toggles	ABS Base on Toggles
Structural Silicone Glazed (SSG) or Toggle Glazed (TG)	Toggle Glazed (TG) with recessed spacer, insulating glass unit.	Toggle Glazed with metal interface attached to insulating glass unit, using Structural Silicone or 3M® VHB® Structural Glazing Tape.	Toggle Glazed (TG) with recessed spacer, insulating glass unit.	Toggle Glazed with metal interface attached to insulating glass unit, using Structural Silicone or 3M® VHB® Structural Glazing Tape.
2 Color Option	Yes	Yes	Yes	Yes
Integrated Entrance Framing	Yes	Yes	Yes	Yes
Windows Integration	No	No	No	No
GLASSvent® Integration	No	No	No	No
Versoleil® Sunshade Integration	No	No	No	No
Fabrication Method	Screw Spline	Screw Spline	Shear Block	Shear Block
Product Description	An outside glazed 4-sided curtain wall system, which uses an innovative toggle assembly to mechanically capture glass with recessed spacer, eliminating the need for any structural silicone. Ideal for low rise curtain wall applications where an uninterrupted all-glass aesthetic is desired.	An outside glazed 4-sided curtain wall system, which uses an innovative toggle assembly to mechanically capture metal interface attached to glass. Ideal for low rise curtain wall applications where an uninterrupted all-glass aesthetic is desired.	An outside glazed 4-sided curtain wall system, which uses an innovative toggle assembly to mechanically capture glass with recessed spacer, eliminating the need for any structural silicone. Ideal for low rise curtain wall applications where an uninterrupted all-glass aesthetic when high free spans are desired.	An outside glazed 4-sided curtain wall system, which uses an innovative toggle assembly to mechanically capture metal interface attached to glass. Ideal for low rise curtain wall applications where an uninterrupted all-glass aesthetic when high free spans are desired.
Testing for Protective Glazing	—	Small Missile Large Missile	—	—
Performance Test Standards	AAMA 501, AAMA 501.1, AAMA 501.4, AAMA 501.5, AAMA 507, AAMA 520, AAMA 1503, ASTM E90, ASTM E283, ASTM E330, ASTM E331, ASTM E1425, CSA-A440, NFRC 100/200/500, TAS 202	AAMA 501, AAMA 501.1, AAMA 501.4, AAMA 501.5, AAMA 501.6, AAMA 507, AAMA 520, AAMA 1503, ASTM E90, ASTM E283, ASTM E330, ASTM E331, ASTM E1425, ASTM E1886, ASTM E1996, CSA-A440, NFRC 100/200/500, TAS 201, 202, 203	Refer to Clearwall® SS performance standards	Refer to Clearwall® SSI and SSIT performance standards

Law and building and safety codes governing the design and use of Kawneer products, such as glazed entrance, window, and curtain wall products, vary widely. Kawneer does not control the selection of product configurations, operating hardware, or glazing materials, and assumes no responsibility therefor.

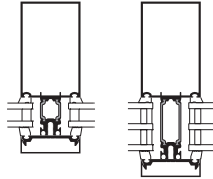
Kawneer reserves the right to change configuration without prior notice when deemed necessary for product improvement.

© 2014, Kawneer Company, Inc.

Product	1600 LR Wall® Curtain Wall System	1602 Wall System	2250 L-R Wall System	2250 IG Curtain Wall System
Catalog Section	Curtain Wall - Traditional	Curtain Wall - Traditional	Curtain Wall - Traditional	Curtain Wall - Traditional
Typical Detail				
Sightline	2-1/2"	2"	2-1/4"	2-1/4"
Depths	5-3/4", 7-1/4"	5", 6"	4-1/4", 5", 6-1/2", 7-1/4"	4-1/2", 6", 7-1/2"
Applications	Low Rise	Low to Mid-Rise	Low Rise	Low to High-Rise
Infill Options	1/4" and 1"	Up to 1"	Up to 1"	Up to 1"
Glazing Options	Outside Glazed	Outside Glazed	Outside Glazed	Inside Glazed
Thermal	Silicone Compatible Elastomer	PVC Isolator	Polymer Glazing Clip	PVC Isolator Clip
SSG	Optional	No	Optional	Optional
2 Color Option	Yes	Yes	Yes	Yes
Integrated Entrance Framing	Yes	Yes	Yes	No
Windows Integration	Yes	Yes	Yes	Yes
GLASSvent® Integration	Yes	Yes	Yes	Yes
Versoleil® Sunshade Integration	No	No	No	No
Fabrication Method	Shear Block	Shear Block	Shear Block	Screw Spline - Type A Screw Spline - Type B Shear Block
Product Description	An economical stock length, outside glaze pressure wall system. Shear block construction utilizing concealed fasteners. Ideal for low-rise applications up to 4 stories.	An outside glazed pressure wall that is designed to be fabricated and assembled in the shop. It is ideal for low to mid-rise curtain wall applications where high performance is desired.	An economical, outside glazed, low-rise curtain wall system with versatility to be used in punched openings/ribbon windows. Accommodates 1/4" and 1" glazing. Less labor intensive stick built system. Shear block construction using concealed fasteners. Vertical SSG option. Two color capability. Integrates with GLASSvent® Windows for Curtain Wall.	An economical, internal glazed, 2-1/4" sightline curtain wall, ideal for low-to-midrise applications. Option for punched opening/ribbon window. Accommodates 1/4" and 1" glazing. Screw spline or shear block fabrication. SSG option. Integrates with GLASSvent® Windows for Curtain Wall.
Testing for Protective Glazing	—	—	—	—
Performance Test Standards	AAMA 501.1, AAMA 501.4, AAMA 507, AAMA 1503, ASTM E283, ASTM E330, ASTM E331, ASTM E1425, NFRC 100/200/500	ASTM E283 ASTM E331 CAN3-S157 CAN/CSA-A440	AAMA 501.1 AAMA 507 AAMA 1503 ASTM E283 ASTM E330 ASTM E331 NFRC 100/200/500	AAMA 501.1 AAMA 507 AAMA 1503 ASTM E283 ASTM E330 ASTM E331 NFRC 100/200/500

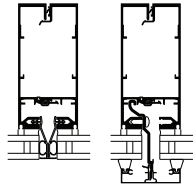
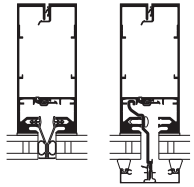
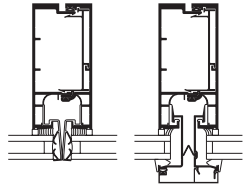
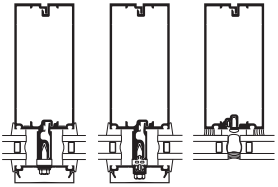
Laws and building and safety codes governing the design and use of Kawneer products, such as glazed entrance, window, and curtain wall products, vary widely. Kawneer does not control the selection of product configurations, operating hardware, or glazing materials, and assumes no responsibility therefor.

Kawneer reserves the right to change configuration without prior notice when deemed necessary for product improvement.
© 2014, Kawneer Company, Inc.

Product	7500 Wall® Curtain Wall System			
Catalog Section	Curtain Wall - Traditional			
Typical Detail				
Sightline	2-1/2"			
Depths	6-5/16, 7-5/16"			
Applications	Low to High-Rise			
Infill Options	1/8", 1/4", 1" and 2"			
Glazing Options	Outside Glazed			
Thermal	IsoWeb®			
SSG	No			
2 Color Option	Yes			
Integrated Entrance Framing	Yes			
Windows Integration	Yes			
GLASSvent® Integration	No			
Versoleil® Sunshade Integration	No			
Fabrication Method	Shear Block			
Product Description	A high performance pressure wall system that has exceptional thermal performance and resistance to water condensation. It will accommodate 1" double or 2" triple glazing. 7500 Wall is ideal for low to high-rise applications.			
Testing for Protective Glazing	—			
Performance Test Standards	AAMA 507 ASTM E283 ASTM E330 ASTM E331 ASTM E547 CSA-A440 NFRC 100/200/500			

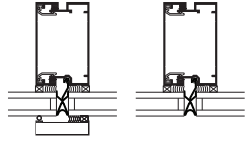
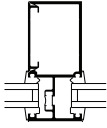
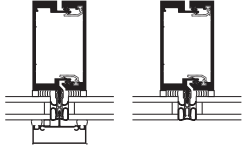
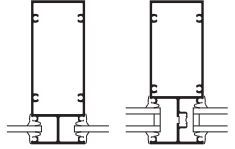
Laws and building and safety codes governing the design and use of Kawneer products, such as glazed entrance, window, and curtain wall products, vary widely. Kawneer does not control the selection of product configurations, operating hardware, or glazing materials, and assumes no responsibility therefor.

Kawneer reserves the right to change configuration without prior notice when deemed necessary for product improvement.
© 2014, Kawneer Company, Inc.

Product	2500 UT Unitwall® System	2500 UT Unitwall® System - SGT	2500 PG Wall® Curtain Wall System	1600 SS Curtain Wall System
Catalog Section	Curtain Wall - Unitized	Curtain Wall - Unitized	Curtain Wall - Unitized	Curtain Wall - Unitized
Typical Detail				
Sightline	2-1/2"	2-1/2"	2-1/2"	2-1/2"
Depths	6-1/2" (4-sided SSG) 7-1/2" (Captured)	6-1/2" (4-sided SGT) 7-1/2" (Captured)	7-1/2"	6", 7-1/2"
Applications	Mid-High Rise	Mid-High Rise	Low to High-Rise	Low to Mid-Rise
Infill Options	1" and 1-3/4"	1" and 1-3/4"	1/4" and 1"	Up to 1-1/8"
Glazing Options	Pre-Glazed	Pre-Glazed	Pre-Glazed	Pre-Glazed
Thermal	Polyamide	Polyamide	Silicone Compatible Elastomer	Silicone Compatible Elastomer
SSG	Yes, 4-Sided Structural Silicone Glazing (SSG); 2-Sided Vertical SSG (Captured-Horizontal)	Yes, 4-Sided Structural Glazing Tape (SGT); 2-Sided Vertical SGT (Captured-Horizontal)	Optional	Optional
2 Color Option	Yes	Yes	Yes	Yes
Integrated Entrance Framing	No	No	No	Yes
Windows Integration	No	No	Yes	Yes
GLASSvent® Integration	Captured Only	Captured Only	Yes (with 4 Side Captured)	Yes
Versoleil® Sunshade Integration	No	No	No	Yes
Fabrication Method	Screw Spline	Screw Spline	Screw Spline	Screw Spline
Product Description	A high performance pre-glazed unitized curtain wall system with Structural Silicone Glazing (SSG). Shipped in stock length or fabricated or fully glazed and assembled unit. Options: Captured or 2-sided Vertical SSG (captured-horizontal) or 4-sided SSG (all glass exterior look)	A high performance pre-glazed unitized curtain wall system with Structural Glazing Tape (SGT), with no curing-wait-time. Shipped in stock length or fabricated to customers for unit assembly and installation. Options: Captured or 2-sided Vertical SGT (captured-horizontal) or 4-sided SGT (all glass exterior look)	A high performance unitized curtain wall system. Shipped fabricated for customer unit assembly and installation. The product has (4) types: - 4 Side Captured - 4 Side SSG - Vertical SSG - Horizontal SSG	An outside glazed pressure wall that is designed to be fabricated and assembled in the shop. It is ideal for low to mid-rise curtain wall applications where high performance is desired. Also available in a pre-glazed version - 1600 SS Unitwall®.
Testing for Protective Glazing	—	—	Large Missile	Blast Mitigation
Performance Test Standards	AAMA 501, AAMA 501.1, AAMA 501.4, AAMA 501.5, AAMA 501.6, AAMA 501.7, AAMA 507, AAMA 1503, AAMA 1801, ASTM E90, E283, E330, E331, ASTM E1425, CSA-A440, NFRC 100/200/500, TAS 202	AAMA 501, 501.1, 501.4, 501.5, AAMA 501.6, 501.7, 507, AAMA 1503, 1801, ASTM E90, E283, E330, E331, ASTM E1425, CSA-A440, NFRC 100/200/500, TAS 202	AAMA 501.1, AAMA 507, AAMA 1503, AAMA 1801, ASTM E90, ASTM E283, ASTM E330, ASTM E331, ASTM E1425, ASTM E1886, ASTM E1996, CSA-A440, NFRC 100/200/500	AAMA 501.1, AAMA 501.4, AAMA 507, AAMA 1503, AAMA 1801, ASTM E90, ASTM E283, ASTM E330, ASTM E331, ASTM E1425, ASTM F1642, CSA-A440, NFRC 100/200/500, UFC 4-010-01

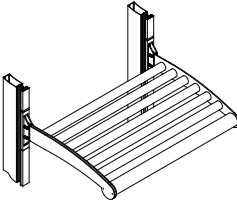
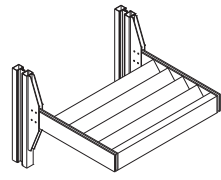
Laws and building and safety codes governing the design and use of Kawneer products, such as glazed entrance, window, and curtain wall products, vary widely. Kawneer does not control the selection of product configurations, operating hardware, or glazing materials, and assumes no responsibility therefor.

Kawneer reserves the right to change configuration without prior notice when deemed necessary for product improvement.
© 2014, Kawneer Company, Inc.

Product	PG 123® Framing	MetroView® FG 501T Window Wall	MetroView® FG 601T PG Window Wall	FG 623 Window Wall
Catalog Section	Curtain Wall - Window Wall	Curtain Wall - Window Wall	Curtain Wall - Window Wall	Curtain Wall - Window Wall
Typical Detail				
Sightline	2-1/4"	2-1/4"	2-1/4"	2-1/4"
Depths	6"	5"	6"	6"
Applications	Pre-Glazed Exterior Ribbon Windows & Multi-Lite Punched Openings	Single or Multi-Lite Punched Openings	Single or Multi-Lite Punched Openings	Single or Multi-Lite Punched Openings
Infill Options	1/4" and 1"	1"	1" and 1-3/16"	1/4" and 1"
Glazing Options	Pre-Glazed or Inside Glazed Units	Inside Glazed or Outside Glazed	Pre-Glazed	Inside Glazed
Thermal	IsoWeb® Thermal Barrier and silicone compatible elastomer	IsoLock® Lance and Debridge	IsoLock® Lance and Debridge	IsoLock® Lance and Debridge
SSG	Yes	No	Yes	No
2 Color Option	Yes	No	Yes	No
Integrated Entrance Framing	No	Yes	Yes	No
Windows Integration	No	Yes	Yes	Yes
GLASSvent® Integration	No	Yes	Yes	No
Versoleil® Sunshade Integration	No	No	No	No
Fabrication Method	Screw Spline	Screw Spline	Screw Spline	Shear Block and Screw Spline
Product Description	A pre-assembled and pre-glazed ribbon window and multi-lite punched opening system. An Alcryn rain screen gasket provides the "silicone glazed" appearance without running the exterior silicone weather seal. Optional vertical covers provide a four-side captured appearance.	A 2-1/4" x 5" punched opening window for single or multi-lite openings. It offers a flush metal to exterior appearance, to complement the "glass to the front" look.	A 2-1/4" x 6" punched opening window for single or multi-lite openings. It offers a flush metal to exterior appearance, to complement the "glass to the front" look.	A 2-1/4" x 6" punched opening window for single or multi-lite openings. It offers a flush metal to exterior appearance, to complement the "glass to the front" look.
Testing for Protective Glazing	—	—	—	Small Missile Large Missile
Performance Test Standards	AAMA 501 AAMA 507 AAMA 1503 AAMA 1801 ASTM E283 ASTM E330 ASTM E331 NFRC 100/200/500	AAMA 501.4, AAMA 501.6, AAMA 501.7, AAMA 520, AAMA 507, AAMA 1503, AAMA 1801, ASTM E90, ASTM E283, ASTM E330, ASTM E331, ASTM E547, ASTM E1425, ASTM E1886, ASTM E1996, NFRC 100/200/400/500, TAS 202	AAMA 507, AAMA 520, AAMA 1503, AAMA 1801, ASTM E90, ASTM E283, ASTM E330, ASTM E331, ASTM E547, ASTM E1425, ASTM E1886, ASTM E1996, NFRC 100/200/400/500, TAS 202	AAMA 507 AAMA 1503 ASTM E283 ASTM E330 ASTM E331 ASTM E1886 ASTM E1996 NFRC 100/200/500

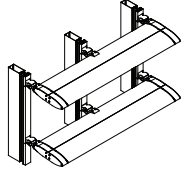
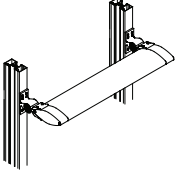
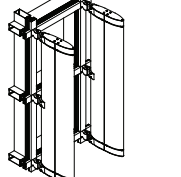
Laws and building and safety codes governing the design and use of Kawneer products, such as glazed entrance, window, and curtain wall products, vary widely. Kawneer does not control the selection of product configurations, operating hardware, or glazing materials, and assumes no responsibility therefor.

Kawneer reserves the right to change configuration without prior notice when deemed necessary for product improvement.
© 2014, Kawneer Company, Inc.

Product	Versoleil® SunShade Outrigger System (Curtain Wall)	Versoleil® SunShade Outrigger System (Storefront)		
Catalog Section	Sun Control	Sun Control		
Typical Detail				
Sightline	Variable	Variable		
Depths	30" and 36" Outrigger Depths	30" Outrigger Depth		
Applications	Low to High-Rise	Storefronts		
Infill Options	—	—		
Compatible Systems	1600 Wall System®1 1600 Wall System®2 1600UT System®1 1600 Wall System®5 1600 SS 1600 SS SSG 1630 SS IR	Trifab® VersaGlaze® 451 Trifab® VersaGlaze® 451T Trifab® 451UT Trifab® VersaGlaze® 601 Trifab® VersaGlaze® 601T Trifab® VersaGlaze® 601UT IR 501T / IR 501UT IR 521 / IR 521T / IR 521UT		
Thermally Broken/ Thermally Improved	Yes (Excluding 1600 Wall System®2 and 1600 Wall System®5)	Yes (Excluding Trifab® VersaGlaze® 451, Trifab® VersaGlaze® 601, and IR 521)		
Shallow Cover Available	Yes	N/A		
Corners Available	90° Inside/Outside 135° Inside/Outside	No		
Selector® Sunshading Estimator (Available on kawneer.com)	Yes	Yes		
Fabrication Method	Screw Spline	Screw Spline		
Load Charts Available	Yes	Yes		
Blade Options	Infinity, Flare, Arch, Airfoil, Planar, Wave, Circular, Diamond, Square	Infinity, Flare, Arch, Airfoil, Planar, Wave, Circular, Diamond, Square		
Product Description	Outrigger SunShade system, which seamlessly intergrates with multiple Kawneer curtain wall systems. Highly versatile design offers inside and outside corners, sleek blade options with standard 30" and 36" outriggers for enhanced performance.	Outrigger SunShade system, which seamlessly intergrates with multiple Kawneer storefront systems. Highly versatile design offers sleek blade options with standard 30" outrigger for enhanced performance.		
Performance Test Standards	Concentrated load test reports available on request	Concentrated load test reports available on request		

Laws and building and safety codes governing the design and use of Kawneer products, such as glazed entrance, window, and curtain wall products, vary widely. Kawneer does not control the selection of product configurations, operating hardware, or glazing materials, and assumes no responsibility therefor.

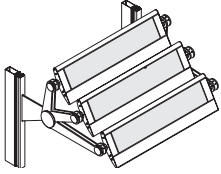
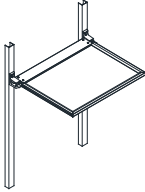
Kawneer reserves the right to change configuration without prior notice when deemed necessary for product improvement.
© 2014, Kawneer Company, Inc.

Product	Versoleil® SunShade Single Blade System for Curtain Wall (Horizontal Blade)	Versoleil® SunShade Single Blade System for Storefront (Horizontal Blade)	Versoleil® SunShade Single Blade System for Curtain Wall (Vertical Blade)	
Catalog Section	Sun Control	Sun Control	Sun Control	
Typical Detail				
Sightline	Variable	Variable	Variable	
Depths	Blade Depths of 6", 8", 10", 12" and 14"	Blade Depths of 6", 8", 10", 12" and 14"	Blade Depths of 6", 8", 10", 12" and 14"	
Applications	Low to High-Rise	Storefronts	Low to High-Rise	
Infill Options	—	—	—	
Compatible Systems	1600 Wall System®1 1600UT System®1 1600 Wall System®2 1600 Wall System®5 1600 SS 1600 SS (SSG)	Trifab® VersaGlaze® 451 Trifab® VersaGlaze® 451T Trifab® 451UT Trifab® VersaGlaze® 601 Trifab® VersaGlaze® 601T Trifab® VersaGlaze® 601UT IR 501UT	1600 Wall System®1 1600UT System®1 1600 Wall System®5 1600 SS	
Thermally Broken	Yes (Excluding 1600 Wall System®5)	Yes (Excluding Trifab® VersaGlaze® 451 and Trifab® VersaGlaze® 601)	Yes (Excluding 1600 Wall System®5)	
Shallow Cover Available	No	N/A	No	
Corners Available	90° Inside/Outside 135° Inside/Outside	No	N/A	
Solector® Sunshading Estimator (Available on kawneer.com)	Yes	Yes	Yes	
Fabrication Method	Screw Spline	Screw Spline	Screw Spline	
Load Charts Available	Yes	Yes	Yes	
Blade Options	Airfoil Blade 6", 8", 10", 12" and 14" Deep	Airfoil Blade 6", 8", 10", 12" and 14" Deep	Airfoil Blade 6", 8", 10", 12" and 14" Deep	
Product Description	Single blade horizontal sunshade system, which seamlessly integrates with multiple Kawneer curtain wall systems. Highly versatile design allows for blade orientation at multiple angles, and multiple blade widths for maximising shading potential and creating a distinctive appearance.	Single blade horizontal sunshade system, which seamlessly integrates with multiple Kawneer curtain wall systems. Highly versatile design allows for blade orientation at multiple angles, and multiple blade widths for maximising shading potential and creating a distinctive appearance.	Single blade vertical sunshade system, which seamlessly integrates with multiple Kawneer curtain wall systems. Highly versatile design allows for blade orientation at multiple angles and multiple blade widths, for maximising shading potential and creating a distinctive appearance.	
Performance Test Standards	Concentrated load test reports available on request	Concentrated load test reports available on request	Concentrated load test reports available on request	

Laws and building and safety codes governing the design and use of Kawneer products, such as glazed entrance, window, and curtain wall products, vary widely. Kawneer does not control the selection of product configurations, operating hardware, or glazing materials, and assumes no responsibility therefor.

Kawneer reserves the right to change configuration without prior notice when deemed necessary for product improvement.

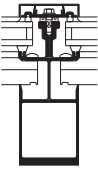
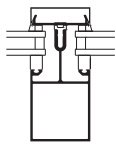
© 2014, Kawneer Company, Inc.

Product	1600 PowerShade® Sun shade System	InLighten® Light Shelf		
Catalog Section	Sun Control	Sun Control		
Typical Detail				
Sightline	Variable	1"		
Depths	Variable depending on configuration	Variable (30" Maximum)		
Applications	Low to High-Rise	Interior		
Infill Options	—	Reynobond® Aluminum Composite Panel/Translucent Polycarbonate Panel		
Compatible Systems	1600 Wall System®1	Any Kawneer Curtain Wall or Storefront Product* with interior face dimension of 2" and greater		
Thermally Broken	—	—		
Shallow Cover Available	—	—		
Corners Available	No	Yes		
Selector® Sunshading Estimator (Available on kawneer.com)	No	N/A		
Fabrication Method	Screw Spline	Screw Spline		
Structural Charts Available	—	N/A		
Blade Options	—	N/A		
Product Description	A sunshade designed to combine photovoltaic technology with shading to reduce energy usage. 1600 PowerShade® is designed to be used with 1600 Wall System®1.	An interior light shelf designed to passively channel daylight into an occupied space. InLighten® can be applied to multiple Kawneer Curtain Wall or Storefront* products. Unique design allows for easy installation. Tilt feature allows for easy cleaning and care of the top reflective surface.		
Performance Test Standards				

* Exclusions apply: Center and Front set only, tubular single piece mullion only.

Laws and building and safety codes governing the design and use of Kawneer products, such as glazed entrance, window, and curtain wall products, vary widely. Kawneer does not control the selection of product configurations, operating hardware, or glazing materials, and assumes no responsibility therefor.

Kawneer reserves the right to change configuration without prior notice when deemed necessary for product improvement.
© 2014, Kawneer Company, Inc.

Product	1600 Sloped Glazing	2000 Skylight		
Catalog Section	Overhead Glazing	Overhead Glazing		
Typical Detail				
Sightline	2-1/2"	2-1/2"		
Depths	4-3/4", 6"	5-1/2", 7", 8-1/4"		
Applications	Low to High-Rise	Low to High-Rise		
Infill Options	Up to 1-5/16"	1/4" and 1"		
Glazing Options	Outside Glazed	Outside Glazed		
Thermal	PVC Isolator	PVC Isolator		
SSG	Yes	Yes		
2 Color Option	Yes	Yes		
Integrated Entrance Framing	—	—		
Windows Integration	—	—		
GLASSvent® Integration	—	—		
Fabrication Method	Coped/Overlapped/ Mechanically Fastened	Coped/Overlapped/ Mechanically Fastened		
Product Description	A monumental slope glazing system that easily integrates into the 1600 Wall systems. Has a standard silicone glazed purlin. Fully factory fabricated for quality.	A high performance, low cost slope glazing system engineered to be self-supporting. Available in slope, gables, pyramid, and canopy configurations. The system has optional silicone glazed purlins. It is supplied as a fully-engineered and fabricated package for easier on-site installation.		
Performance Test Standards	AAMA 501.1 AAMA 507 AAMA 1503 ASTM E283 ASTM E330 ASTM E331 NFRC 100/200/500	AAMA 507 AAMA 1503 ASTM E283 ASTM E331 NFRC 100/200/500		

Laws and building and safety codes governing the design and use of Kawneer products, such as glazed entrance, window, and curtain wall products, vary widely. Kawneer does not control the selection of product configurations, operating hardware, or glazing materials, and assumes no responsibility therefor.

Kawneer reserves the right to change configuration without prior notice when deemed necessary for product improvement.
© 2014, Kawneer Company, Inc.